



Friends

Starter Book B

For year 2

Name:

Class:



Writers: Sophie Ioannou-Georgiou, Claire Kouppas, Irene Temete, Maria Xanthou

Design and layout: Andri Hadjitheodossiou
Curriculum Development Unit

Coordination: Sophie Ioannou-Georgiou
Inspector of English, Primary Education

General Supervision: Sophie Ioannou-Georgiou

Special thanks to: Olha Madylus and Carlyn Syvannen (consultants), Niki Germanou, Eliana Gogaki, Elena Kalyfommatou, Elisavet Michael, Elena Papadopoulou, Maria Paraskeva, Anna Vassiliadou-Elissaiou, Nicoletta Vassiliou (for helping pilot the materials and giving valuable support and feedback)

Also thanks to:

Elena Kalyfommatou for designing the activity on page 14

Nicoletta Vassiliou for designing the activity on page 27

Editing: Marina Astra Ioannou
Curriculum Development Unit

General Coordination: Christos Parpounas
Curriculum Development Unit Coordinator


First Edition: 2013

Reprint: 2018, 2018

Printed by: Konos Ltd

© CYPRUS MINISTRY OF EDUCATION AND CULTURE
PEDAGOGICAL INSTITUTE
CURRICULUM DEVELOPMENT UNIT


ISBN: 978-9963-0-1463-7



The "Friends" coursebook series (Year 1 - Year 4) was nominated for the ELTons award for local innovation in 2014. The ELTons are the only international awards that recognise and celebrate innovation in English language teaching (ELT).



Στο εξώφυλλο χρησιμοποιήθηκε ανακυκλωμένο χαρτί σε ποσοστό τουλάχιστον 50%, προερχόμενο από διαχείριση απορριμμάτων χαρτιού. Το υπόλοιπο ποσοστό προέρχεται από υπεύθυνη διαχείριση δασών.




Αγαπητά παιδιά

Οι ξένες γλώσσες είναι πολύτιμες στη ζωή μας. Είναι γέφυρες που ενώνουν τους ανθρώπους και εσείς είστε τυχεροί γιατί ξεκινάτε να μαθαίνετε ξένες γλώσσες από μικρά παιδιά.

Σας εύχομαι να περάσετε όμορφα στα μαθήματα των Αγγλικών και να αποκτήσετε ωραίες εμπειρίες μέσα από τα τραγούδια που θα μάθετε, τα παιχνίδια που θα παίξετε και τα παραμύθια που θα σας διαβάσουν οι δάσκαλοί σας.

Μέσα από τις ξένες γλώσσες ταξιδεύουμε σε άλλους κόσμους. Σας εύχομαι λοιπόν, καλά ταξίδια.

Ελπιδοφόρος Νεοκλέους
Διευθυντής Δημοτικής Εκπαίδευσης




Symbols used in the book



UNIT 1

I'm



UNIT 2





1. Let's sing!

Polly put the kettle on,
Polly put the kettle on,
Polly put the kettle on,
We'll all have tea.

UNIT 3

 1. Listen, point and say



2. Let's play BINGO!


		
		
		

UNIT 4




1. Listen and put a ✓


(a)



(b)




(c)



UNIT 5



1. Draw animals in the jungle



UNIT 6



1. Let's sing!

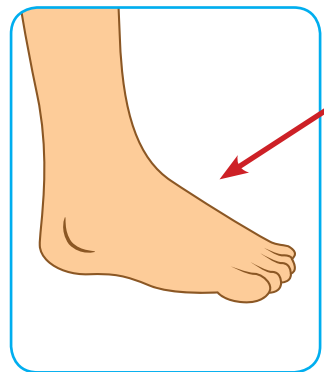
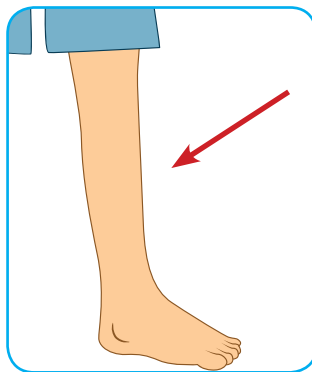
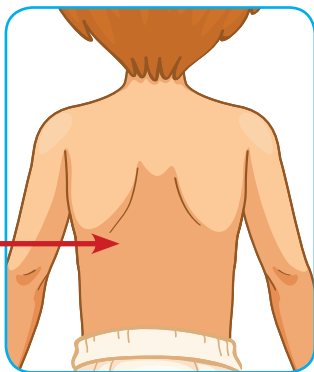
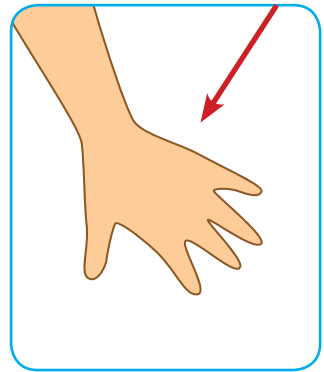
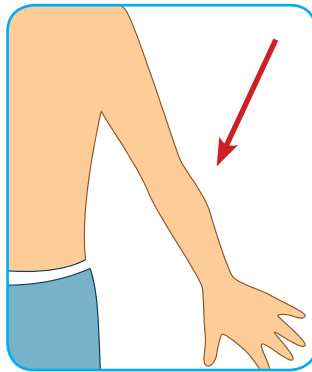
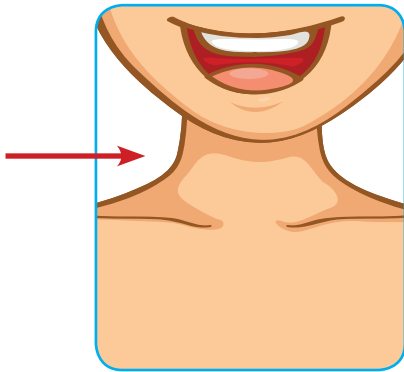


Eyes and ears
and mouth and nose,
mouth and nose,
mouth and nose.
Eyes and ears and
mouth and nose,
mouth and nose.





2. Listen, point and say



3. Let's play BINGO!

Aa	Bb
Cc	Dd
Ee	Ff

UNIT 7



1. Let's sing!

One, two, three, four, five,
once I caught a fish alive.
six, seven, eight, nine, ten,
then I let it go again.
Why did you let it go?
Because it bit my finger so.
Which finger did it bite?
This little finger on the right.



2. Draw a picture about the song




3. Listen and draw



UNIT 8



1. Make a family tree



MY FAMILY TREE

mum

dad

sister

brother

grandad










grandad

grandma

grandma



2. Let's play BINGO!

 uncle	 Angela	 grandma
 mum	 auntie	 dad
 grandad	 sister	 brother



3. Listen and number



I'm Tom.



UNIT 9

 1. Listen, point and say



UNIT 10




1. Write the words:

forest, mud, cave, river, snowstorm, grass















2. Write the words:


under, through, over





3. Listen, read and draw

Going on a bear hunt



One shiny wet nose!
Two big furry ears!
Two big goggly eyes!
IT'S A BEAR!!!!

UNIT 11



1. Let's play!

START				
FINISH				







2. Make a poster

I like

I don't like






3. What does your friend like? Put a ✓ or a X.



UNIT 12






1. Let's play!





2. Listen and circle







3. Draw Handa's story

Draw Handa's friend
and her house

Draw Handa here



4. Listen, point and say



5. Match the words

banana

ORANGE

APPLE

apple

BANANA

orange



6. Match



orange

apple

banana



7. Complete


b _ n _ n _

or _ n _ _

a _ _ l _

UNIT 13

What did I eat each day of the week? Draw the pictures.



Thursday

Friday

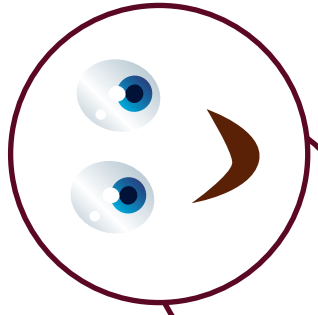
Wednesday

Tuesday

Sunday

Saturday

Monday





1. Let's play Alphabet BINGO!

Ss	Kk	Tt
Uu	Ee	Vv
Ww	Oo	Xx
Yy	Aa	Zz



2. Put the days in the right order.

A clothesline with a black string and two bows at the ends. Six pink clothespins are attached to the string. Below each clothespin is a white rounded rectangular box for writing.

MONDAY

FRIDAY

SUNDAY

SATURDAY

TUESDAY

THURSDAY

WEDNESDAY



3. Match

SUNDAY

monday

thursday

tuesday

MONDAY

TUESDAY

friday

WEDNESDAY

saturday

THURSDAY

FRIDAY

sunday

SATURDAY

wednesday



HAPPY CHRISTMAS

We wish you a Merry Christmas.

We wish you a Merry Christmas.

We wish you a Merry Christmas

and a Happy New Year.

HAPPY EASTER

Hot cross buns! Hot cross buns!

One a penny two a penny - Hot cross buns

If you have no daughters, give them
to your sons

One a penny two a penny -
Hot cross buns

